

LARSEN 

Puzzles

2023

Train Your Brain

PIECE

By

PIECE

LARSEN 

A

B

A

B

C

D

E

G



K

M

N

O

Q



LARSEN 

ARCTIC OCEAN

Canada

United States

Mexico

Central America

South America

Caribbean Sea

Atlantic Ocean

Indian Ocean

Pacific Ocean

Arctic Ocean

Antarctic Ocean

South Atlantic Ocean

THE WORLD

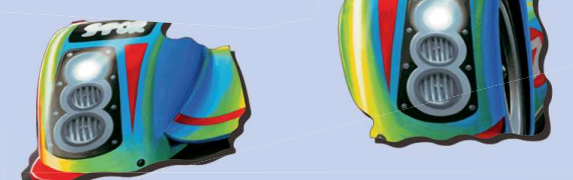
Algeria

Libya

Chad

Niger

Benin



How to Use This Catalog and Our Website

Below each picture of a puzzle you will find a reference to our web page. When you look up the references on Larsen.no you will find pictures of the puzzles in the different available versions and languages.



www.larsen.no/cz1

CZ1



Pages

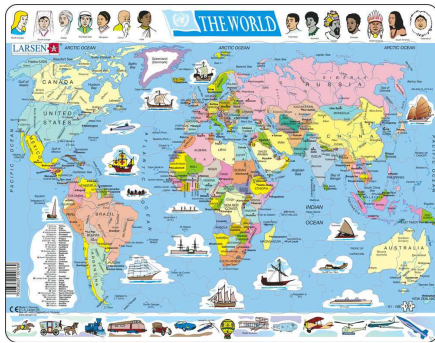
1. Map Puzzles With Contour Pieces
2. Topographic Map Puzzles
- 3-4. Political Map Puzzles With Traditional Interlocking Pieces
4. Political Map Puzzles With Traditional Interlocking Pieces
- Educational Puzzles With traditional interlocking Pieces
5. Double Challenge Puzzle
- 6-7. MemoPuzzle
- 8-9. Quiz Puzzle
- 10-11. Puzzles With Text and Tailor Made Pieces
12. Beginner Puzzle
- Learn to Count and Understand our Numeral System
- 13-17. Motive Puzzle With Figure And Contour Pieces
- 18-21. Motive Puzzles With Figure Pieces
22. Motive Puzzles With Contour Pieces
23. Puzzles With Traditional Interlocking Pieces
- Motive Puzzle With Pieces Shaped Irregularly
- 24-25. Midi Puzzles
- 26-27. Mini Puzzles
- 28-29. Displays

Map Puzzles With Contour Pieces

Maxi Puzzle - 36,5x28,5 cm

1

The pieces are cut along borders and coastlines.



www.larsen.no/k1

K1 107



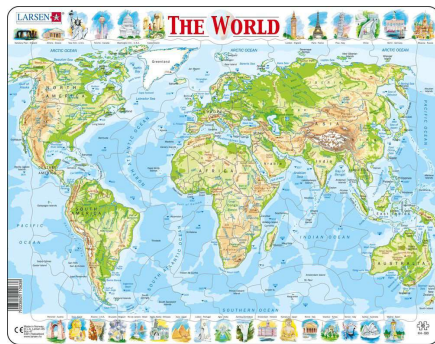
www.larsen.no/a8

A8 37



www.larsen.no/a34

A34 28



www.larsen.no/k4

K4 80



www.larsen.no/a30

A30 63



www.larsen.no/a25

A25 65



www.larsen.no/a31

A31 65



www.larsen.no/k70

K70 87



www.larsen.no/a32

A32 66



www.larsen.no/a22

A22 63

Topographic Map Puzzles

Maxi Puzzle - 36,5x28,5 cm

Read the names and look at the colours to place the pieces in the right place.



www.larsen.no/k5

K5



www.larsen.no/k40

K40



www.larsen.no/k49

K49



www.larsen.no/k83

K83



www.larsen.no/k6

K6



www.larsen.no/k79

K79



www.larsen.no/k93

K93



www.larsen.no/k51

K51



www.larsen.no/k19

K19



www.larsen.no/k36

K36



www.larsen.no/k84

K84



www.larsen.no/k98

K98



Political Map Puzzles With Traditional Interlocking Pieces

Maxi Puzzle - 36,5x28,5 cm

3

Since the puzzle pieces look similar, just look at the colors, names and details in the picture.



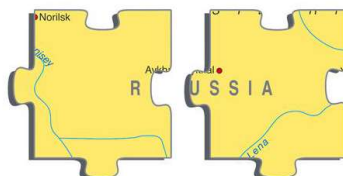
www.larsen.no/k2 K2 48



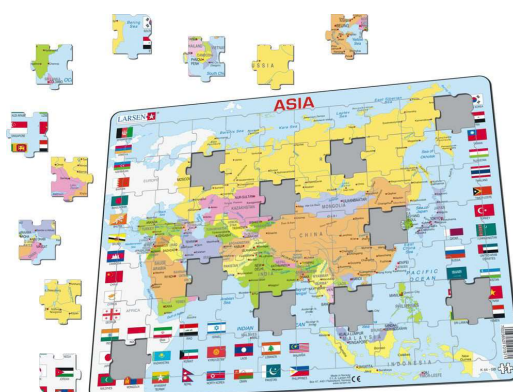
www.larsen.no/k17 K17 70



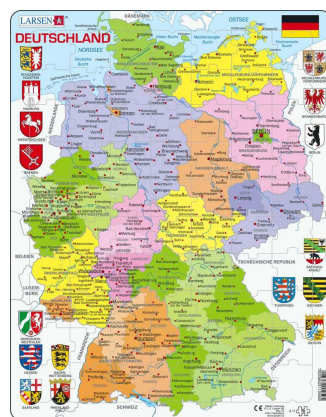
www.larsen.no/k13 K13 70



Study the map and try to remember as much as possible before taking the pieces out of the frame.



www.larsen.no/k44 K44 70



www.larsen.no/a11 A11 70



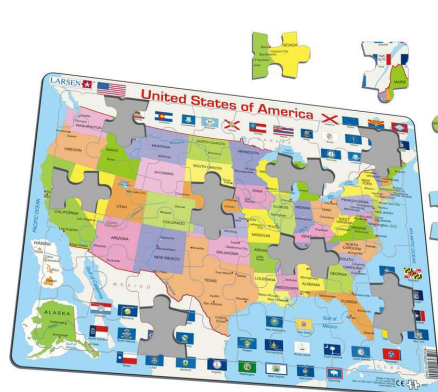
www.larsen.no/a5 A5 70



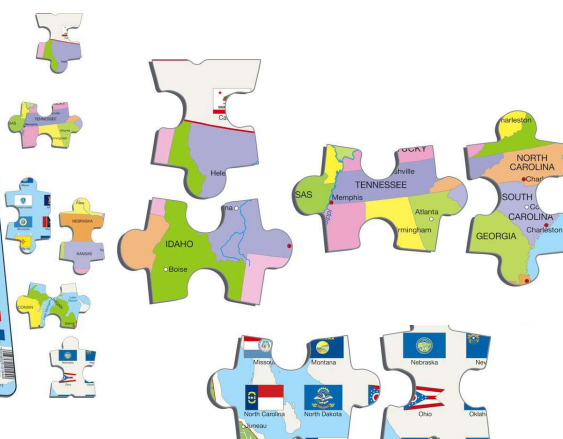
www.larsen.no/a42 A42 70



www.larsen.no/k18 K18 48



www.larsen.no/k12 K12 48



www.larsen.no/a39 A39 70

4 Political Map Puzzles With Traditional Interlocking Pieces

Maxi Puzzle - 36,5x28,5 cm



www.larsen.no/k53 K53



www.larsen.no/a6 A6




www.larsen.no/a7 A7



www.larsen.no/k99 K99

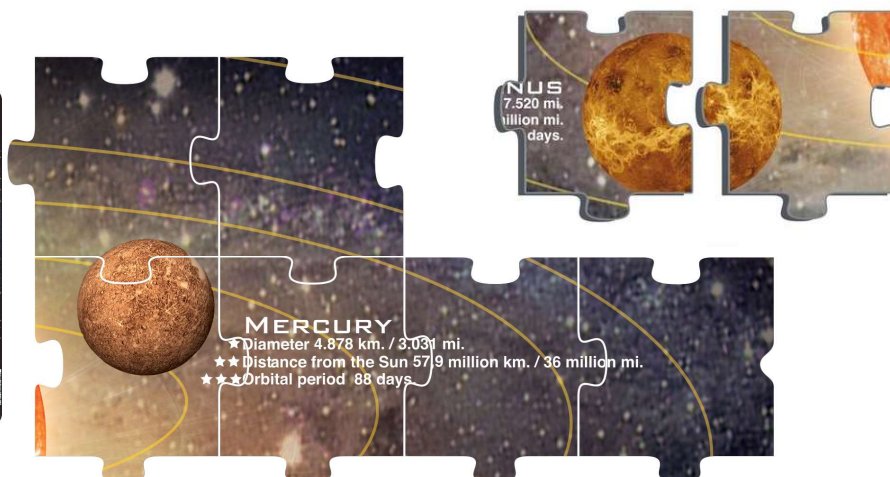


Educational Puzzles With Traditional Interlocking pieces

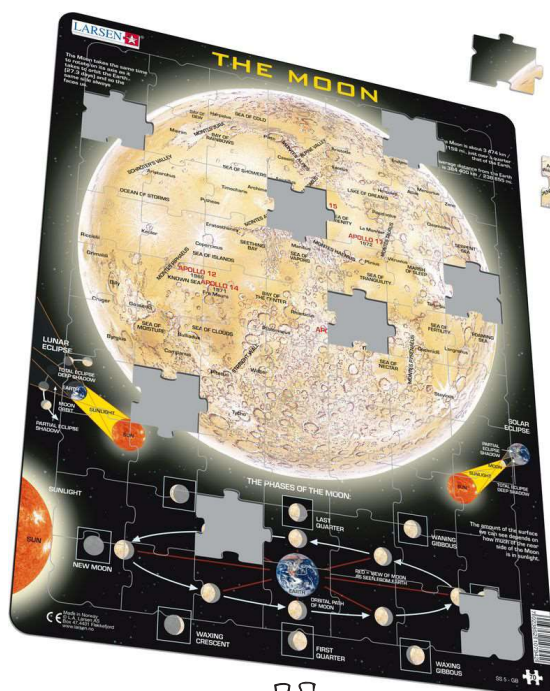


www.larsen.no/ss1

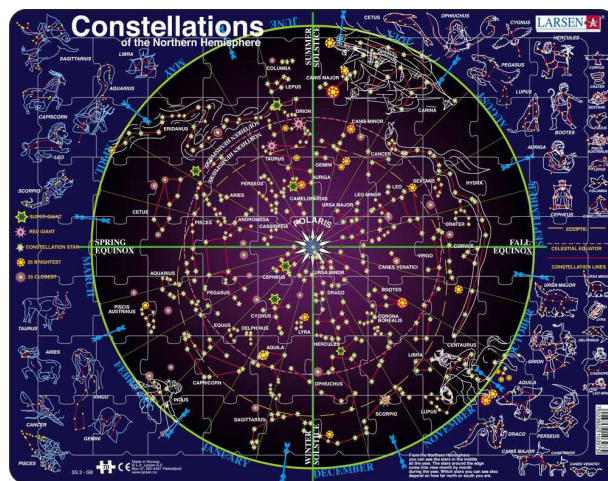
SS1



Scientific facts are spread throughout these puzzles.



www.larsen.no/ss5 SS5



www.larsen.no/ss2

SS2

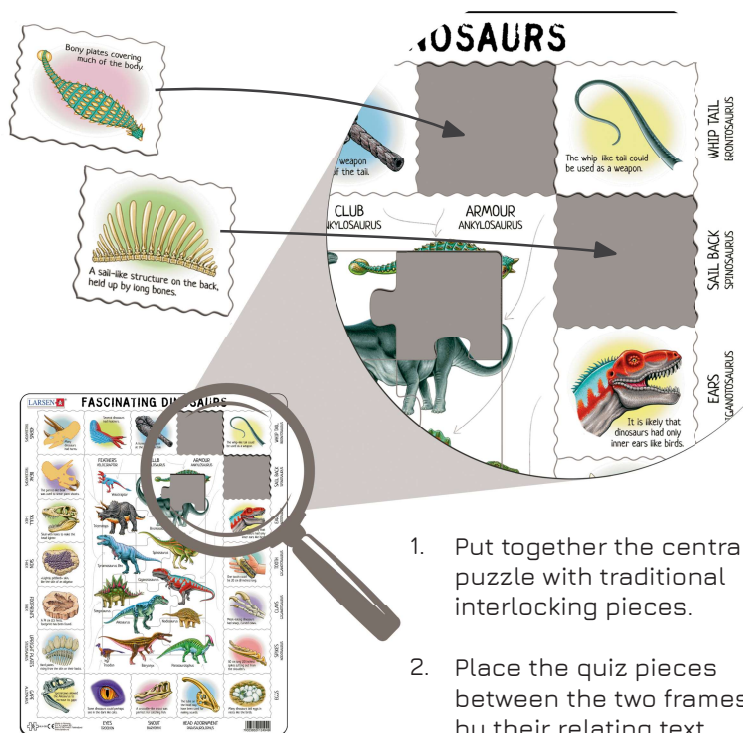


Double Challenge Puzzles

Maxi Puzzle - 36,5x28,5 cm

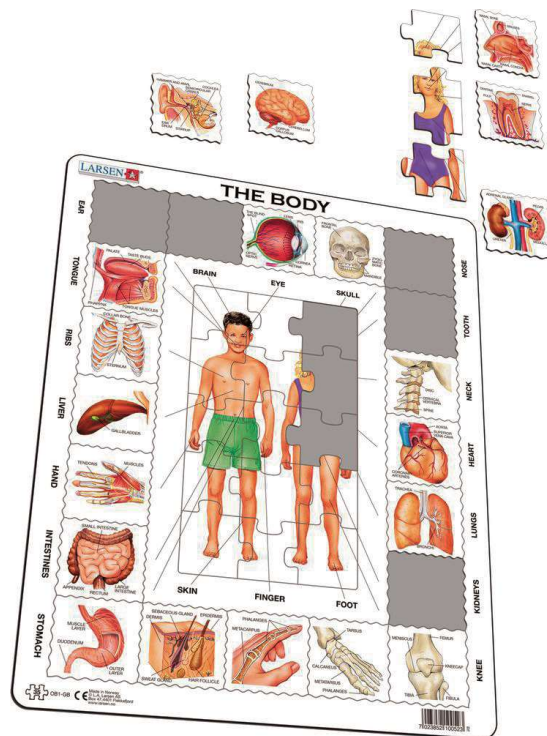
5

All our puzzles have a frame along the outer edges, but these puzzles also have an inner frame. Within the outer frame are pieces with details relating to the image within the fixed inner frame.



1. Put together the central puzzle with traditional interlocking pieces.
2. Place the quiz pieces between the two frames by their relating text.


www.larsen.no/hl9 HL9



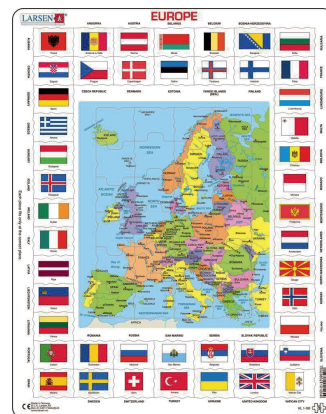
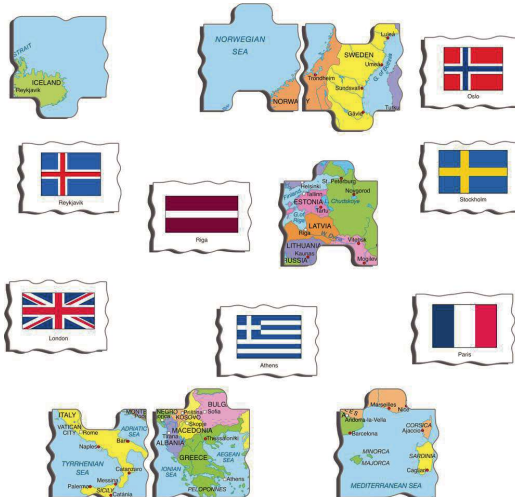
www.larsen.no/ob1 OB1



www.larsen.no/l1 L1





There is a flag and name of a capital on each piece between the frames. Look at the map to see in which country or state the capital belongs to.



www.larsen.no/kl1 KL1



www.larsen.no/en1 EN1



Learn 52 words in English by matching the object on the piece with the name on the frame. In the middle there is an inner puzzle that shows the objects and names in a scene. We have 6 Learning English Puzzles with different themes.


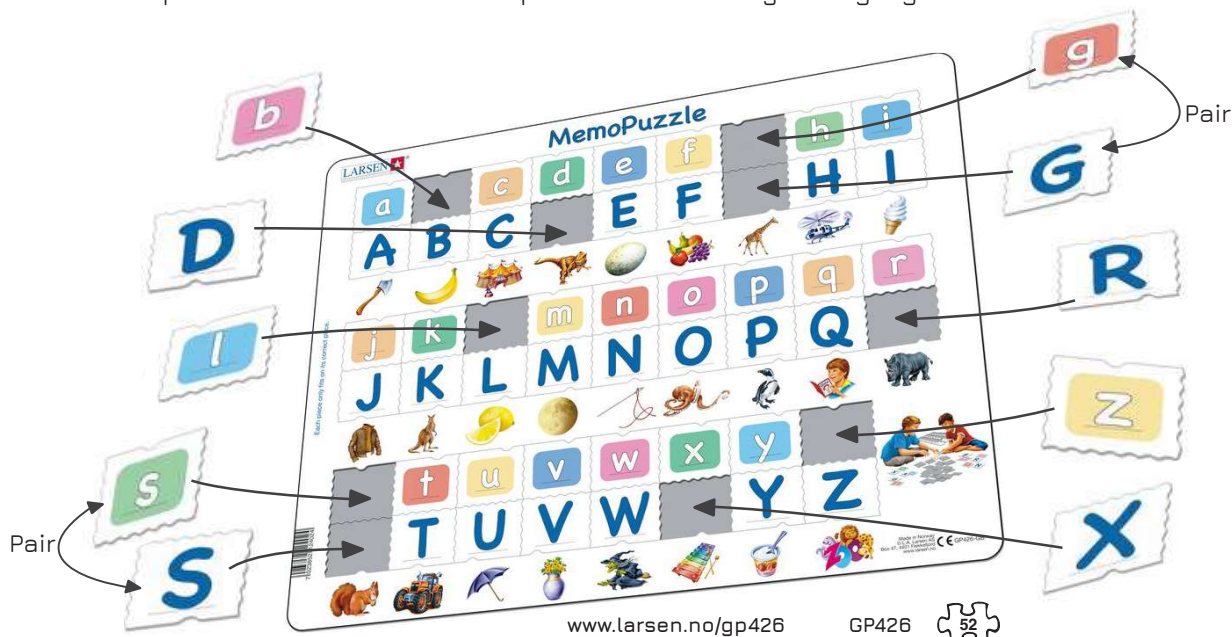
MemoPuzzle

Maxi Puzzle - 36,5x28,5 cm

Teamwork.

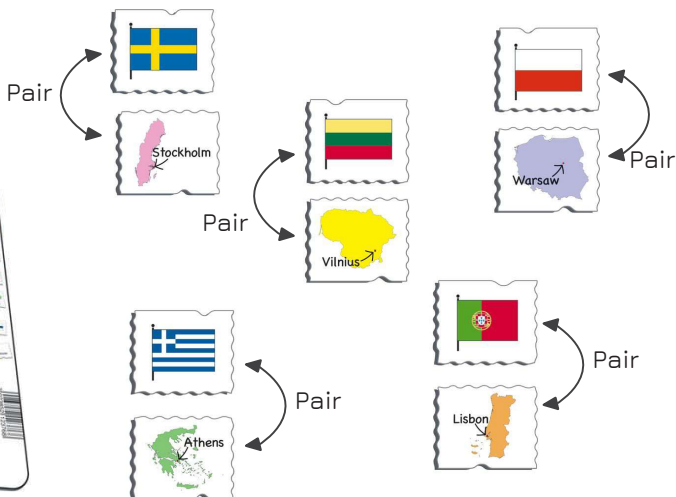
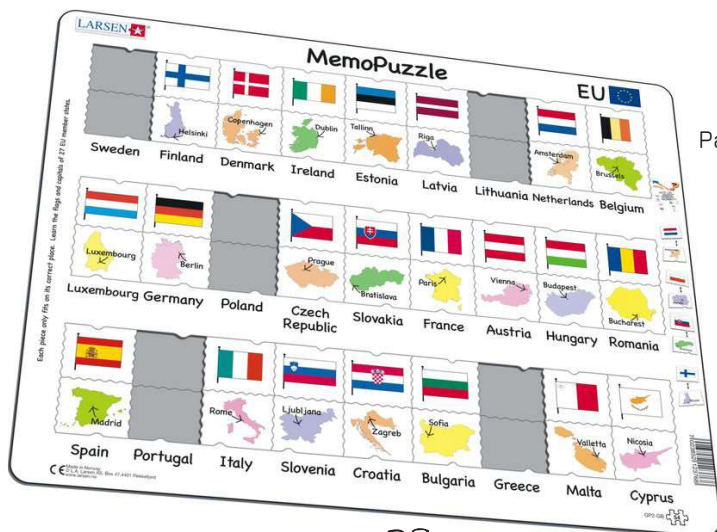

When people can puzzle together it helps them improve their relationships and the ability to cooperate. Young and old, those who are trained and those who are less trained, can work as a team and help each other to succeed.

1. At first MemoPuzzle can be used as a puzzle to learn for example the clock.
All the pieces are unique, even though they look alike, and they only fit in one spot.
2. Later, the pieces can be used when playing Memo.
A pair consists of two different pieces that naturally belong together.



We have several MemoPuzzles, to help learn the letters, the clock, geography, math, and animals.

Have fun while you learn, and you will remember what you learned!



MemoPuzzle

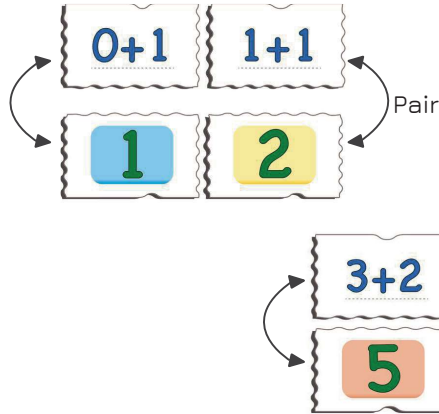
Maxi Puzzle - 36,5x28,5 cm

7

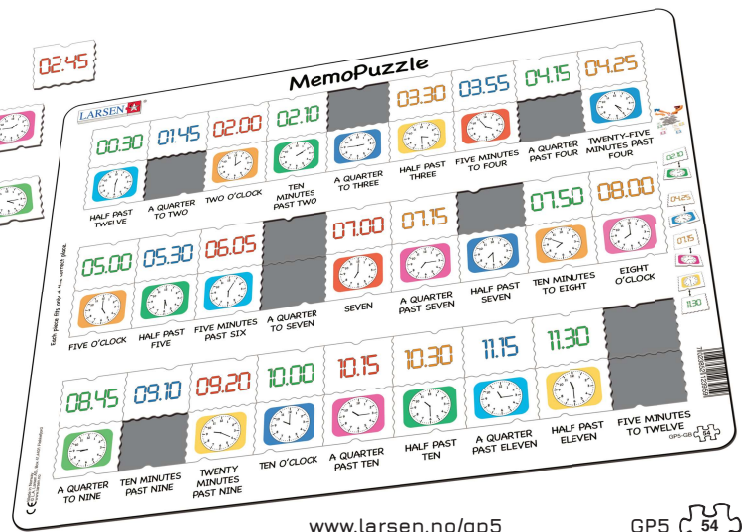



www.larsen.no/gp3

GP3


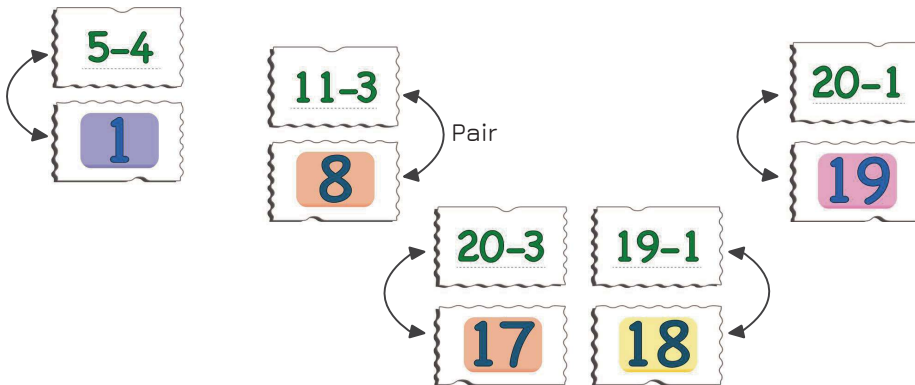


This is a Memo game with an extra challenge.
 06.45 + clock showing 06.45
 = pair



www.larsen.no/gp5

GP5




www.larsen.no/gp8

GP8



www.larsen.no/gp11

GP11



Quiz Puzzle

Maxi Puzzle - 36,5x28,5 cm

Studies have shown that the act of putting pieces of a puzzle together requires concentration, improves short-term memory and problem solving abilities.

This makes our puzzles effective learning aids.

1. There is a question on each piece, and the pieces only fits by their correct answers.
2. The children will know immediately whether they are right or wrong.
3. These puzzles are effective learning tools, because the children can work at their own pace and they develop the ability to concentrate.

We have several Quiz Puzzles with flags, mathematics, clock, traffic signs, letters and words.



www.larsen.no/l2


L2




Train Your Brain




www.larsen.no/ls826 LS826




www.larsen.no/ls2826 LS2826



www.larsen.no/ob3 OB3



www.larsen.no/ob7 OB7



www.larsen.no/ls41

LS41



LARSEN **DIVI-PUZZLE**

3:3	6:3		20:5	30:6	24:4				
1	2	3	4	5	6	7	8	9	10
22:2	36:3	26:2		45:3	32:2	34:2	36:2		60:3
11	12	13	14	15	16	17	18	19	20
	44:2	46:2	48:2	100:4		54:2	56:2	58:2	60:2
21	22	23	24	25	26	27	28	29	30
80:2		1	2	3	4	5		7	8
40	50	8:8	18:9	12:4	24:6	35:7	48:8	28:4	32:4
9	10		12	13	14		20	25	30
36:4	30:3	33:3	24:2	39:3	28:2	30:2	80:4	75:3	90:3
	50	60		80	90	100	200	300	
	100:2	180:3	140:2	240:3	180:2	900:9	400:2	900:3	


Surrounding puzzle pieces:

- 18:6
- 42:6
- 38:2
- 100:2
- 42:2
- 28:2
- 52:2
- 6
- 11
- 15
- 70

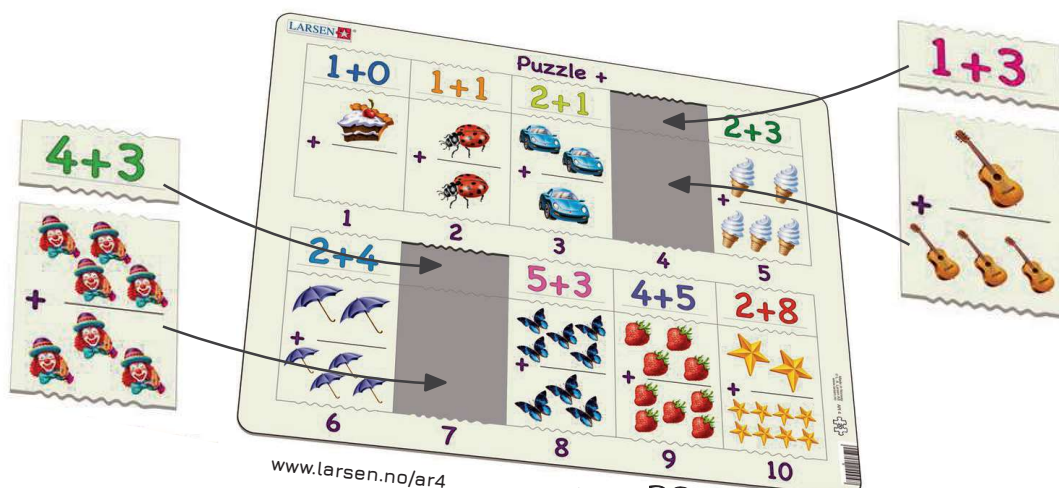
www.larsen.no/arg




AR17C 80

AR8 58AR1  58

AR7 58



www.larsen.no/ar4

AR4 



AR18 20




AR19 20



AR3 10

AR5  35



When plants grow, oxygen is released.



NB1



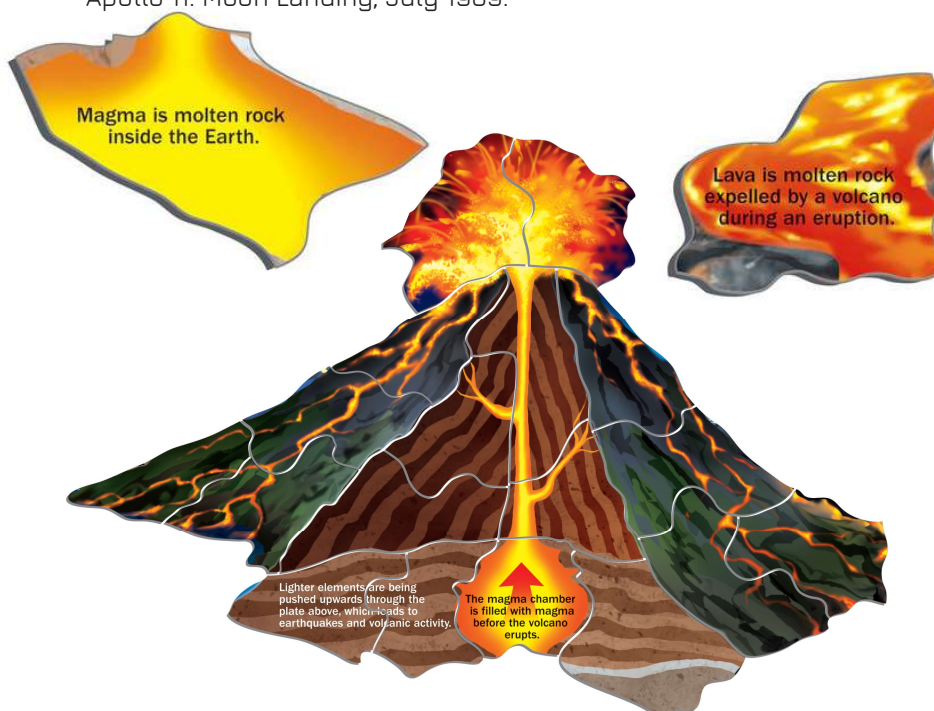
SS3



NB5



NB2



Puzzles With Text and Tailor Made Pieces

Maxi Puzzle - 36,5x28,5 cm

11

Night and Day

Many animals are sleeping while you are active during the day, they wake up when the sun goes down and you go to sleep.

Around 20 March and 23 September, daytime and nighttime are of approximately equal duration.

When there is a full moon, the moon goes down when the sun comes up, it comes up again when the sun goes down.

You will find names of all the species in the puzzle.



www.larsen.no/nb11

NB11




www.larsen.no/nb4

NB4



See how butterflies, insects and birds, in search of honey and nectar, help the plants to produce seeds that can germinate and become new plants, trees and shrubs.



www.larsen.no/hl2

HL2



"The Vikings" is both a QUIZ puzzle and a CONTOUR puzzle. The pieces with information about famous Vikings and historical events only fit by the correct person or place.




www.larsen.no/hl7

HL7



Learn about the development of transport from 1783 to 1939. The puzzle displays three different coloured phases, from 1783-1850, 1850-1900 and 1900-1939.




www.larsen.no/hl1

HL1



1 million years is 1,6 mm on the puzzle, along the diagonal from the bottom left corner to the top right corner



www.larsen.no/hl3

HL3



Take a walk along the path and study evolution over the last 64 million years.



www.larsen.no/nb10

NB10



All these animals were present in the times of the Neanderthal.

Beginner Puzzles


Maxi Puzzle - 36,5x28,5 cm

Train fine motor skills.

For children who have not yet developed the motoric precision in their hands, we have made puzzles where each piece lies steadily within its own frame. Thus the children can place each piece without bumping into and moving the neighbouring pieces away from their places.



www.larsen.no/nm7

NM7 



These puzzles will help your little one to develop good cognitive skills, problem-solving, hand eye coordination, and fine motor skills




www.larsen.no/nm6

NM6 



www.larsen.no/nm8

NM8 



www.larsen.no/ak1

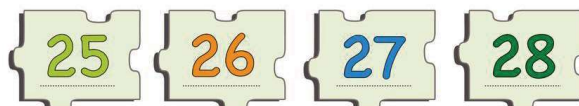
AK1 

Learn to Count and Understand our Numeral System.



www.larsen.no/ar10


AR10 





Motive Puzzles With Figure and Contour Pieces

Maxi Puzzle - 36,5x28,5 cm



www.larsen.no/fh9

FH9



Puzzles made for animal loving people from 2 to 102 years.




www.larsen.no/fh10

FH10



www.larsen.no/fh12

FH12




www.larsen.no/fh14

FH14



Sharpen your senses and improve your cognitive skills. Cognitive skills are the core skills your brain uses to think, read, learn, remember, reason and pay attention.



www.larsen.no/fh13

FH13




www.larsen.no/fh28

FH28



www.larsen.no/fh39

FH39



www.larsen.no/fh40

FH40



www.larsen.no/fh43

FH43



Motive Puzzles With Figure And Contour Pieces

Maxi Puzzle - 36,5x28,5 cm



www.larsen.no/fh49

FH49



www.larsen.no/fh46

FH46



www.larsen.no/us23

US23



www.larsen.no/us28

US28



www.larsen.no/us10

US10



www.larsen.no/fh51

FH51



www.larsen.no/us14

US14



Motive Puzzles With Figure And Contour Pieces


Maxi Puzzle - 36,5x28,5 cm

15



www.larsen.no/hl10

HL10



www.larsen.no/us40

US40



www.larsen.no/us44

US44



www.larsen.no/cz3

CZ3



www.larsen.no/us30

US30



www.larsen.no/us32

US32



www.larsen.no/us37

US37



Motive Puzzles with Figure And Contour Pieces

Maxi Puzzle - 36,5x28,5 cm




www.larsen.no/cz4

CZ4




www.larsen.no/pg4

PG4



www.larsen.no/fh48

FH48



www.larsen.no/pg3

PG3



Motive Puzzles with Figure And Contour Pieces

Maxi Puzzle - 36,5x28,5 cm

17



www.larsen.no/fh45

FH45 60



www.larsen.no/fh50

FH50 33



www.larsen.no/fh42

FH42 46



www.larsen.no/fh44


FH44 53


Motive Puzzles With Figure Pieces

Maxi Puzzle - 36,5x28,5 cm




www.larsen.no/fh11


FH11  75




www.larsen.no/fh15 FH15  45



www.larsen.no/fh16 FH16  35



www.larsen.no/fh20 FH20  66




www.larsen.no/fh26 FH26  60



www.larsen.no/fh17 FH17  40



www.larsen.no/fh24 FH24  20



www.larsen.no/fh35 FH35  15




www.larsen.no/fh27 FH27  64



www.larsen.no/fh34 FH34  66



www.larsen.no/fh29 FH29  35

Motive Puzzles With Figure Pieces

Maxi Puzzle - 36,5x28,5 cm

19



www.larsen.no/fh30

FH30



www.larsen.no/fh31

FH31



www.larsen.no/fh32

FH32



Some of the pieces are shaped like fun figures to give the children something extra to look for.




www.larsen.no/fh36

FH36



www.larsen.no/cz6

CZ6



www.larsen.no/fh38

FH38



www.larsen.no/fh37

FH37




www.larsen.no/fh41

FH41



www.larsen.no/us41

US41



www.larsen.no/fi6

FI6



www.larsen.no/fi8


FI8



Motive Puzzles With Figure Pieces

Maxi Puzzle - 36,5x28,5 cm




www.larsen.no/us5 US5  35



www.larsen.no/us19 US19  58



www.larsen.no/us9 US9  30

The scenes encourages imagination and there are many possible stories that can be told.




www.larsen.no/us1 US1  30



www.larsen.no/us2 US2  35



www.larsen.no/us4 US4  37

The imprint of the pieces are always visible in the tray.




www.larsen.no/bm7 BM7  15



www.larsen.no/bm8 BM8  16



www.larsen.no/us18 US18  62



www.larsen.no/us12 US12  20



www.larsen.no/us15 US15  22



www.larsen.no/us16 US16  18



www.larsen.no/us17 US17  50


Motive Puzzles With Figure Pieces

Maxi Puzzle - 36,5x28,5 cm

21



www.larsen.no/xm1

XM1  26



www.larsen.no/jul1 JUL1  33




www.larsen.no/jul14 JUL14  15



www.larsen.no/jul7 JUL7  32



www.larsen.no/us21 US21  45




www.larsen.no/us22 US22  65




www.larsen.no/us36 US36  33



www.larsen.no/us20 US20  32



www.larsen.no/us24 US24  33



www.larsen.no/us26 US26  50



www.larsen.no/us39 US39  53

Motive Puzzles With Contour Pieces

Maxi Puzzle - 36,5x28,5 cm

Train your Memory.

Larsen Puzzles does not come with a picture to look at. The permanent frame helps you get started, and in the tray under the pieces you can see the shape of each piece. Train your brain by memorizing the image, the shape of each piece and where they belong. Every time you put the pieces together you will remember more, and you will finish the jigsaw puzzle faster and faster.



www.larsen.no/CZ1

CZ1



www.larsen.no/pg1

PG1



www.larsen.no/cz2

CZ2



www.larsen.no/cz5

CZ5



Puzzles with Traditional Interlocking Pieces


Maxi Puzzle - 36,5x28,5 cm

23

Study the picture closely to memorize the details before removing the pieces. It will then be easier to put them back together, and you train your memory at the same time.


These are the puzzles with the highest number of pieces that we produce (140).

FH47 and EA2 are the puzzles with the highest number.



www.larsen.no/fh47

FH47



www.larsen.no/pg5

PG5



www.larsen.no/pg6

PG6



www.larsen.no/ea2

EA2



Motive Puzzle With Pieces Shaped Irregularly





www.larsen.no/FH23

FH23



Midi Puzzles - 28,5x18,3 cm


www.larsen.no/u4

U4


www.larsen.no/u21

U21


www.larsen.no/u8

U8




Young children prefer puzzles that are not too difficult. They would rather put together a puzzle many times than strive with one that is difficult.


www.larsen.no/u7

U7


www.larsen.no/u19

U19


www.larsen.no/u22

U22


www.larsen.no/u20

U20


www.larsen.no/u10

U10


www.larsen.no/u11

U11


www.larsen.no/u16

U16


www.larsen.no/u17

U17





We create puzzles with only a few pieces for the very young ones and difficult puzzles for the older children.



www.larsen.no/cu3 CU3 8



www.larsen.no/cu4 CU4 9



www.larsen.no/cu5 CU5 10




www.larsen.no/xc1 XC1 15




www.larsen.no/cu1




CU1 14



www.larsen.no/h21



H21 29/30



www.larsen.no/h23



H23 25

When we make MIDI size puzzles, we make two together. Therefore, we always deliver equal numbers of the two puzzles with the same item number.


www.larsen.no/v6

V6



Our puzzles are made with a tray and permanent edge that holds the pieces in the place while puzzling.


www.larsen.no/v4

V4


www.larsen.no/m1

M1


www.larsen.no/m5

M5


www.larsen.no/v5

V5


www.larsen.no/m13

M13



Our small MINI puzzles are perfect for our youngest.

When we make MINI size puzzles, we make four together. Therefore, we always deliver equal numbers of the four puzzles with the same item number.



Mini Puzzle - 18,3x14,3 cm



www.larsen.no/m14

M14



www.larsen.no/z11

Z11



www.larsen.no/z5

Z5



www.larsen.no/z12

Z12



Our puzzles help develop fine motor skills, spatial awareness, eye-hand coordination, and sense of forms and shapes.



www.larsen.no/z1

Z1



www.larsen.no/z3

Z3



www.larsen.no/z8

Z8



**6070**

140 MAXI

or 100 MAXI + 80 MIDI

This display has 4 shelves for puzzles.

2 x shelf 1

2 x shelf 2

Net weight: 13 kg

Approximate dimensions as shown:

Length: 640 mm

Width/depth: 640 mm

Height: 1700 mm

**6075**

80 MAXI + 70 MIDI

+ 80 MINI

This display has 4 shelves for puzzles.

2 x shelf 1

1 x shelf 2

1 x shelf 3

Net weight: 13 kg

Approximate dimensions as shown:

Length: 640 mm

Width/depth: 640 mm

Height: 1700 mm

**6080**

110 MAXI + 120 MIDI

+ 120 MINI

This display has 6 shelves for puzzles.

3 x shelf 1

1 x shelf 2

2 x shelf 3

Net weight: 22 kg

Approximate dimensions as shown:

Length: 840 mm

Width/depth: 840 mm

Height: 1700 mm

**6085**

210 MAXI

This display has 6 shelves for puzzles.

3 x shelf 1

3 x shelf 2

Net weight: 22 kg

Approximate dimensions as shown:

Length: 840 mm

Width/depth: 840 mm

Height: 1700 mm

Maxi Puzzle: 28,5 x 36,5 cm

Midi Puzzle: 18,3 x 28,5 cm

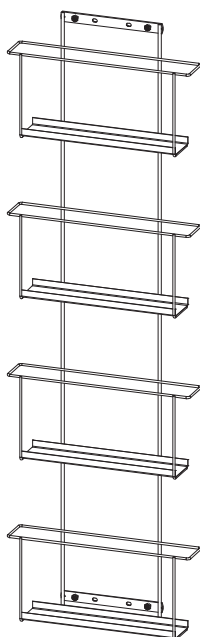
Mini Puzzle: 14,3 x 18,3 cm

In our metal racks for puzzles there are 3 different kind of shelves.

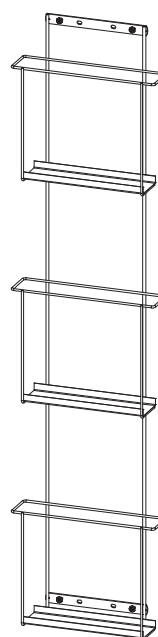
Shelf 1 can hold 40 horizontal Maxi puzzles or 80 Midi puzzles or a mix of these.

Shelf 2 can hold 30 vertical Maxi puzzles.

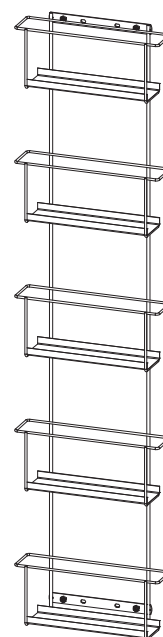
Shelf 3 can hold 50 Midi puzzles or 100 Mini puzzles or a mix of these.



Shelf 1



Shelf 2



Shelf 3

DISPLAYS



6040
Sustainable counter display
40 MAXI puzzles.



6053
Displaybox 40 MINI puzzles.



6052
Displaybox 40 MIDI puzzles.
Can be delivered prepackaged,
with assorted puzzles



Display 6007
100 MAXI + 24 MINI puzzles
Display 6020
114 MAXI puzzles

This solid cardboard display can be delivered flat packed or complete with puzzles and fixed to a wooden pallet or Chep pallet. 40 x 60 cm.

www.larsen.no/displays



PUZZLES since 1953

**All our puzzles are
made from
100% recyclable materials**

L. A. Larsen AS

P.O.Box 47, Svegeskogen, NO-4401 Flekkefjord, Norway

Tel: +47 38 32 26 99, E-mail: puzzle@larsen.no

Web: www.larsen.no

Follow us on Facebook:

www.facebook.com/LarsenPuslespill/

www.facebook.com/LarsenPuzzles/

Instagram:

[larsenpuzzles](#)

[larsenpuslespill](#)

